



THE LOCAL GOVERNMENT ASSOCIATION

Staffordshire's voice for local government



County Buildings, Stafford
DDI (01785) 276147
Please ask for Jonathan Lindop
Email:
jonathan.lindop@staffordshire.gov.uk

Staffordshire Local Government Association - Joint Waste Management Board

Monday, 2 December 2019
10.30 am
Council Offices, Codsall

PLEASE NOTE VENUE OF MEETING

John Henderson
Honorary Secretary
22 November 2019

A G E N D A

PART ONE

1. **Apologies**
2. **Minutes of meeting held on 29 August 2019** (Pages 1 - 6)
3. **Matters Arising**
4. **Strategic Waste Management Action Plan - Performance Report Quarter 1 2019/2020** (Pages 7 - 10)

Report of the Chairman of the Staffordshire Waste Officers' Group

5. **Staffordshire and Stoke-on-Trent Waste Partnership Strategy**
 - (a) **Partnership Letter to Department of Environment, Food and Rural Affairs;**
Draft to be tabled at meeting
 - (b) **Residual Waste Composition Analysis**

Oral report of Head of Recycling and Fleet Services,
Newcastle-under-Lyme Borough Council

6. **National Waste Strategy and Environment Bill**

Presentation by Head of Recycling and Fleet Services, Newcastle-under-Lyme Borough Council

7. **Date, Time and Venue of Next Meeting**

March 2020 – to be confirmed.

8. **Exclusion of the Public**

The Chairman to move:-

“That the public be excluded from the meeting for the following items of business which involve the likely disclosure of exempt information as defined in the paragraphs of Part 1 of Schedule 12A (as amended) of the Local Government Act 1972, indicated below”.

PART TWO

9. **Dry Recycling Disposal**

(exemption paragraph 3)

Exempt oral updates of Partner Authorities

10. **Staffordshire Waste Partnership Manager's Post**

(exemption paragraph 1)

Exempt oral report of Environment Manager, East Staffordshire Borough Council

11. **Partners' Waste Collection and Disposal Operations**

(exemption paragraph 3)

Exempt oral updates of Partner Authorities

Membership	
Len Bates	Trevor Johnson
John Chesworth	Elizabeth Little
Mark Deaville	John Preece
Carl Edwards	Jonathan Price
Ray Faulkner	Sav Scalise

Staffordshire Local Government Association

**MINUTES OF THE MEETING OF STAFFORDSHIRE AND
STOKE-ON-TRENT JOINT WASTE MANAGEMENT BOARD
HELD ON THURSDAY 29 AUGUST 2019 AT COMMUNITY ROOM, KEELE
CEMETARY, NEWCASTLE-UNDER-LYME**

Present:

Cannock Chase District Council

Mr. M. Edmonds
Cllr. J. Preece
Mr. J. Pressland

Stafford Borough Council

Mr. P. Gammon
Cllr. J. Price

**East Staffordshire Borough
Council**

Mr. P. Farrer
Cllr. R. Faulkner

Staffordshire County Council

Mr. T. Cooper
Cllr. M. Deaville
Miss. E. Haynes
Mr. C. Thomson

Lichfield District Council

Cllr. I. Eadie
Mr. N. Harris
Mr. R. King

**Staffordshire Moorlands District
Council**

Mrs. N. Kemp
Cllr. S. Scalise

**Newcastle-under-Lyme Borough
Council**

Mr. A. Bird
Cllr. T. Johnson
Miss. T. McNamara

Stoke-on-Trent City Council

Cllr. C. Edwards
Mr. R. Vernon

**South Staffordshire District
Council**

Cllr. L. Bates
Mr. M. Jenkinson

Tamworth Borough Council

Mr. A. Barratt
Cllr. J. Chesworth

Also in attendance: Mrs. K. Buck (Waste Partnership Manager), Mr. P. Frith (Frith Resources Management), Mr. J. Lindop (Staffordshire County Council)

Apologies: Mrs. C. Gibbs (Stoke-on-Trent City Council), Mr. S. Khan (East Staffordshire Borough Council), Miss. R. Melvin (Staffordshire County Council), Mr. D. Roberts (South Staffordshire District Council).

PART ONE

Appointment of Chairman and Vice-Chairman

1. **RESOLVED** – (a) That Councillor J. Price be appointed Chairman of the Board for the ensuing year up to their Annual Meeting in June 2020.

(b) That Councillor S. Scalise be appointed Vice-Chairman of the Board for the ensuing year up to their Annual Meeting in June 2020.

Minutes

2. **RESOLVED** – That the minutes of the meeting held on 14 March 2019 be confirmed and signed by the Chairman.

Matters Arising

3. There were no Matters Arising raised.

Strategic Waste Management Plan – Performance Report Quarter 4 2018/19

4. The Board considered a report of the Chairman of the Staffordshire Waste Officers' Group regarding progress made towards delivery of the Strategic Waste Management Action Plan during Quarter 4 2018/19 (Appendix 1 to the signed minutes of the meeting).

The Board noted that with regard to NI191: Residual Household Waste Collected per household, the majority of Partner Authorities had achieved reductions when compared to the previous quarter in 2018/19. The best performing Authority in this respect was Tamworth Borough Council with a reduction of 24.85 kg. In addition, a comparison with the corresponding quarter in 2017/18 also revealed that the majority of Councils had experienced reductions. The best performing Authority in this respect was Staffordshire Moorlands District Council with a reduction of 7.41 kg.

With regard to NI192: % Household Waste Sent for Reuse, Recycling or Composting the overall picture was not so encouraging with only one Partner Authority (Tamworth Borough Council) having experienced an increase in Quarter 4 when compared to the previous quarter (4.8%). However, the majority of Council's had significantly increased their composting rates when compared to the corresponding quarter in 2017/18.

With regard to NI193: % of Municipal Waste Landfilled, they were pleased to note that both Waste Disposal Authorities had experienced small but significant reductions when compared to the previous quarter.

During the discussion which ensued the officer representative of Newcastle-under-Lyme Borough Council clarified that Partner Authorities had agreed that they would strive to achieve a 55% recycling rate having regard to the requirements of the Four Ashes Waste to Energy plant. From the data it appeared that the majority of Councils' performance had 'flat-lined' in recent quarters/months which was an issue of concern for the Partnership going forward.

5. **RESOLVED** – That the report be received and noted.

National Resource and Waste Strategy

6. The Board considered an oral report of the Head of Recycling and Fleet Services, Newcastle-under-Lyme Borough Council updating them on the Government's National Resource and Waste Strategy following the closure of the formal consultation entitled "Consistency in Household and Business Recycling Collections in England", on 13 May 2019.

The Strategy set out the Government's policies on and measures aimed at preserving material resources by minimising waste, promoting resource efficiency and moving towards a circular economy.

During the discussion which ensued Partners discussed the likely implications of the proposals on waste collection and disposal operations in Staffordshire in particular:- (i) changes to recycling targets; (ii) charging for non-household waste collections; (iii) measures to improve the quality of material collected and; (iv) fly-tipping.

7. **RESOLVED** – That the report be received and noted.

Staffordshire and Stoke-on-Trent Strategic Waste Management Plan 2020 and Beyond – Update

8. The Board received a presentation from the Director of Economy Infrastructure and Skills, Staffordshire County Council updating them on progress with regard to the preparation of a new Partnership Joint Municipal Waste Strategy for 2020 and beyond.

During his presentation, the Director set out the background to statutory waste management plans.

The Partnership's current Strategy had been adopted in 2003 and refreshed in 2016. Following their meeting on 6 December 2018, they had appointed external consultants, Firth Resource Management to lead on the preparation of a new draft Strategy with support from the County Council's Team Manager: Sustainability and Waste Strategy (during the Waste Partner Manager's period of Maternity Leave).

An initial draft of the Strategy was expected to be published by December 2019. However, owing to the continued uncertainty surrounding Central Government's Policy following publication of their "Consistency in Household and Business Recycling Collections in England", consultation in May 2019, various options required consideration by the Board ie: (i) delay adoption of the Partnership's new Strategy until a later date eg 2021 ie after further information became available; (ii) refresh the current plan to incorporate revised performance targets etc and adopt a new Strategy at a later date or; (iii) continue work on the new plan notwithstanding the risk of it being overtaken by policy changes imposed at a national level.

In the discussion which ensued Members debated the most appropriate way forward for the Partnership having regard to individual council's needs, legislative requirements and the resources available. The representative of Cannock Chase District Council asked whether an approach should be made to the Department of Environment, Food and Rural Affairs (DEFRA) for their guidance/views as to the best way forward for Staffordshire in the circumstances. The Waste Partnership Manager added that it might also be useful contact Local Partnerships (John Enright) to see what assistance they could provide to facilitate such an approach to DEFRA.

The Officer Representative of Tamworth Borough Council agreed that the views of DEFRA should be sought and questioned the likelihood of financial penalties being imposed on the Partnership arising from a delay in adopting their new Strategy. He went onto cite the difficulties in aligning the new Waste Strategy with national policy at this time and the danger of working towards the original timetable without reference to the wider (national) context.

The Member representative of the County Council concurred with these views.

In response to the point about financial penalties, the Officer representative of East Staffordshire Borough Council referred to the potential for Private Finance Initiative Credits paid by DEFRA to Local Authorities to be withdrawn where they failed to deliver on previously agreed commitments. In addition, he cautioned that the Partnership's existing Environmental Assessment which accompanied the plan might be challenged in the event the existing Strategy was extended.

9. **RESOLVED** – (a) That the presentation be received and noted.

(b) That Staffordshire Waste Officers Group draft a position statement and request to the Department of Environment, Food and Rural Affairs seeking permission to extend the Partnership's current Municipal Waste Strategy for a two-year period until 2022 (or other such date to be agreed) owing to the continued uncertainty surrounding national waste policy, for agreement and sign-off by the Board/Partner Authorities, as necessary.

(c) That the Director for Economy Infrastructure and Skills liaise with Local Partnerships with a view to facilitating the above-mentioned request, where possible.

Date, Time and Venue of Next Meeting

10. **RESOLVED** – That a further meeting of the Board be held in November/December 2019 on a date and at a time to be arranged at Council Offices, Codsall.

Exclusion of the Public

11. **RESOLVED** – That the public be excluded for the following items of business which involves the likely disclosure of exempt information as defined in the paragraphs of Part 1 of Schedule 12A (as amended) of the Local Government Act 1972, indicated below.

PART TWO

Exempt minutes

(exemption paragraph 3)

12. The exempt minutes were confirmed by the Board and signed by the Chairman.

CHAIRMAN

Local Authority	NI191: Residual household waste collected per household (kg)														NI192: % of h			
	2016/17 Q1	2016/17 Q2	2016/17 Q3	2016/17 Q4	2017/18 Q1	2017/18 Q2	2017/18 Q3	2017/18 Q4	2018/19 Q1	2018/19 Q2	2018/19 Q3	2018/19 Q4	2019/20 Q1	2016/17 Q1	2016/17 Q2	2016/17 Q3	2016/17 Q4	
East Staffordshire BC	121.99	120.38	114.93	121.21	127.84	128.53	128.14	125.13	122.55	129.16	129.28	129.22	126.23	52.90%	53.30%	47.00%	42.60%	
Lichfield DC	120.10	115.30	117.10	120.80	117.62	115.40	115.40	119.40	118.71	113.50	127.00	119.34	117.46	56.60%	57.70%	49.20%	46.40%	
Tamworth BC	114.60	113.90	113.90	119.60	135.32	114.40	112.30	118.40	113.90	121.90	142.41	117.56	118.78	53.50%	53.00%	46.80%	42.90%	
Cannock Chase DC	120.99	106.79	124.31	111.36	132.96	117.13	132.35	117.49	136.68	112.22	130.79	117.84	126.28	52.06%	56.26%	42.21%	44.45%	
South Staffordshire Council	119.93	115.26	117.38	122.84	115.10	114.31	118.24	117.77	116.89	112.32	121.32	115.16	112.67	56.03%	57.27%	47.88%	44.17%	
Stafford BC	108.26	110.76	107.26	116.83	112.21	115.29	111.18	116.46	112.47	112.54	114.82	113.85	113.34	58.04%	57.68%	50.36%	45.34%	
Staffordshire Moorlands DC	84.99	99.89	93.39	89.61	93.10	93.19	94.43	116.68	95.47	92.01	93.59	109.27	86.12	63.60%	60.50%	56.10%	58.10%	
Newcastle-under-Lyme BC	110.09	114.34	119.29	120.49	116.42	102.89	123.33	125.71	112.31	103.66	109.94	121.50	103.60	53.74%	52.50%	45.10%	41.80%	
Staffordshire County Council	149.78	142.73	139.66	143.60	145.21	140.28	137.56	139.43	145.39	136.83	137.18	136.38	138.65	51.90%	53.70%	45.70%	40.20%	
Stoke-on-Trent City Council	151.91	150.95	155.76	150.83	145.90	143.99	137.98	144.56	147.85	140.67	136.02	146.86	144.01	38.20%	40.00%	27.80%	28.70%	
Local Authority	% household waste sent for recycling																	
	2016/17 Q1	2016/17 Q2	2016/17 Q3	2016/17 Q4	2017/18 Q1	2017/18 Q2	2017/18 Q3	2017/18 Q4	2018/19 Q1	2018/19 Q2	2018/19 Q3	2018/19 Q4	2019/20 Q1	2016/17 Q1	2016/17 Q2	2016/17 Q3	2016/17 Q4	
East Staffordshire BC	18.65%	18.72%	22.08%	24.07%	18.26%	18.11%	20.57%	25.06%	18.49%	19.48%	20.05%	22.61%	19.86%	34.18%	34.45%	24.84%	18.44%	
Lichfield DC	23.20%	24.20%	27.00%	30.80%	22.13%	27.60%	27.60%	32.00%	24.34%	27.10%	23.56%	29.80%	24.20%	33.40%	33.50%	22.20%	15.60%	
Tamworth BC	26.80%	27.10%	30.10%	32.20%	20.43%	30.30%	30.40%	34.60%	27.75%	28.80%	23.93%	33.12%	26.92%	26.70%	25.90%	16.70%	10.70%	
Cannock Chase DC	26.76%	27.55%	28.57%	32.55%	21.03%	24.04%	22.96%	28.08%	19.92%	23.15%	22.62%	25.62%	21.74%	25.30%	28.71%	13.64%	11.90%	
South Staffordshire Council	19.51%	21.35%	25.10%	27.25%	19.73%	21.13%	23.94%	28.07%	18.87%	21.52%	22.45%	25.09%	19.38%	36.52%	35.91%	25.26%	18.10%	
Stafford BC	21.30%	20.56%	25.10%	27.25%	20.90%	20.09%	22.83%	22.83%	19.99%	22.03%	21.80%	26.77%	19.50%	36.74%	37.12%	25.26%	18.10%	
Staffordshire Moorlands DC	23.06%	18.40%	21.12%	24.51%	20.30%	19.58%	20.91%	17.93%	20.56%	22.25%	21.36%	25.01%	19.83%	40.45%	41.95%	34.86%	29.30%	
Newcastle-under-Lyme BC	16.08%	17.04%	19.10%	19.76%	16.42%	18.98%	17.53%	22.16%	15.65%	19.39%	20.09%	18.56%	17.70%	32.09%	31.66%	20.04%	15.75%	
Staffordshire County Council	20.28%	21.30%	23.71%	24.33%	20.59%	21.31%	22.94%	27.90%	20.96%	23.22%	24.07%	23.90%	22.00%	31.40%	32.15%	21.73%	15.65%	
Stoke-on-Trent City Council	16.03%	17.29%	17.15%	21.08%	18.77%	19.10%	19.15%	25.42%	22.50%	23.37%	20.95%	23.54%	20.71%	21.96%	22.66%	10.57%	7.56%	

Notes

Data consistent with WasteDataFlow out-turns. All data is provisional until DEFRA publication

Please note; 2019/20 Q1 data is currently only provisional as it has yet to be verified by WDF


CCDC request for contamination data;

The NI191 and NI192 figures incorporate a contamination rate, as any contaminated material is removed from the numerator used to calculate NI192 and the percentage calculation for NI191 assumes the lower figure of net material recycled. Provided that all WCAs report NI191 and NI192 correctly for WasteDataFlow, which is audited to ensure that this is the case, and provided that those same figures are reported to JWMB, all parties can then have faith that the information is correct.


household waste sent for reuse, recycling or composting									NI193: % of municipal waste landfilled										
2017/18 Q1	2017/18 Q2	2017/18 Q3	2017/18 Q4	2018/19 Q1	2018/19 Q2	2018/19 Q3	2018/19 Q4	2019/20 Q1	2016/17 Q1	2016/17 Q2	2016/17 Q3	2016/17 Q4	2017/18 Q1	2017/18 Q2	2017/18 Q3	2017/18 Q4	2018/19 Q1	2018/19 Q2	2018/19 Q3
50.60%	47.90%	47.90%	34.58%	51.80%	44.10%	40.10%	36.60%	49.50%											
57.00%	48.80%	48.20%	42.00%	52.40%	49.70%	42.60%	41.50%	51.72%											
47.30%	46.10%	46.20%	39.20%	46.76%	42.90%	34.30%	39.10%	44.73%											
47.50%	51.83%	38.60%	37.20%	47.80%	48.20%	39.40%	39.00%	46.89%											
57.00%	54.52%	47.10%	39.70%	57.00%	51.52%	46.80%	42.71%	56.23%											
56.40%	53.40%	48.00%	37.65%	56.70%	49.50%	48.10%	43.40%	55.30%											
61.60%	60.00%	53.00%	38.70%	61.60%	58.20%	54.70%	48.20%	61.10%											
52.60%	54.03%	42.10%	37.20%	52.30%	51.20%	46.60%	36.60%	49.93%											
52.20%	51.60%	44.60%	39.50%	52.00%	48.60%	45.80%	36.20%	51.40%	1.7%	1.4%	2.50%	2.23%	3.3%	1.5%	1.3%	1.5%	2.6%	1.5%	1.1%
40.50%	39.10%	31.80%	28.15%	42.70%	38.00%	34.20%	28.90%	40.30%	5.2%	10.9%	5.00%	5.70%	5.0%	5.1%	7.4%	3.2%	4.0%	4.0%	4.4%
% household waste sent for composting									% household waste sent for anaerobic digestion (formerly part of BVPI 82b)										
2017/18 Q1	2017/18 Q2	2017/18 Q3	2017/18 Q4	2018/19 Q1	2018/19 Q2	2018/19 Q3	2018/19 Q4	2019/20 Q1	2016/17 Q1	2016/17 Q2	2016/17 Q3	2016/17 Q4	2017/18 Q1	2017/18 Q2	2017/18 Q3	2017/18 Q4	2018/19 Q1	2018/19 Q2	2018/19 Q3
32.23%	31.11%	20.91%	9.08%	33.18%	19.48%	19.86%	13.78%	29.51%											
34.91%	32.50%	24.63%	9.64%	27.73%	23.11%	19.07%	11.63%	28.26%											
26.91%	26.10%	17.87%	6.81%	20.02%	24.60%	10.38%	5.89%	17.81%											
26.24%	26.31%	15.50%	8.84%	27.73%	23.15%	16.47%	13.09%	25.15%											
37.27%	33.39%	23.13%	12.38%	38.13%	21.52%	24.33%	17.62%	36.83%											
35.47%	34.68%	25.14%	12.20%	36.75%	22.03%	26.32%	16.63%	35.77%											
41.52%	40.53%	32.03%	19.45%	40.98%	22.25%	33.06%	23.04%	41.18%											
31.30%	26.11%	24.61%	15.03%	36.61%	19.39%	26.56%	22.63%	26.71%	5.57%	3.80%	5.69%	6.31%	4.88%	5.73%	5.26%	5.87%			
31.46%	29.48%	21.48%	11.37%	30.86%	25.21%	21.56%	12.10%	29.20%											
21.92%	19.97%	12.66%	2.73%	20.17%	14.59%	13.21%	13.73%	19.54%											

Page 8

(i.e. once any contamination has been removed). By reporting this separately, it is likely be incorrectly applied again, effectively double consistent and in accordance with all requirements.



2018/19 Q4	2019/20 Q1
---------------	---------------




0.9%	2.4%
------	------

4.2%	
------	--



2018/19 Q4	2019/20 Q1
---------------	---------------



--	--



